



POWERMAX

INNOVACIÓN Y DESARROLLO



WWW.POWERCONNECTOR.COM



POWERMAX

1º FABRICANTE PERUANO DE CONECTORES CERTIFICADOS HASTA MEDIA TENSIÓN

Section 1 **15kV 800A Bolted System** **Page**

Electrical Type Test Results.....	3
Model N° Selection Guide.....	4
Stock Selection Guide.....	5
Accessories	6
Technical Guide.....	7
Drawings	8

Section 2 **15kV 800A Mounting Flanges and Splitters** **Page**

Adaptor Gear Mount.....	11
Splitter box 3 way	12

Section 3 **Operational and Maintenance Instructions** **Page**

Inserting Connectors and Coupling Operations.....	13
---	----

SECTION 1: 15KV 800A BOLTED SYSTEM

COUPLER AND ACCESORIES HIGH VOLTAGE UP TO 15KV PORTABLE CABLE SYSTEMS COUPLERS

Couplers are utilized in industrial, oil and gas, surface and underground mining, strip, and pit operations. Couplers provide safe, convenient mean for connecting fixed or portable cable rated up to 15,000 volt and up to 800 Amperes, copper or aluminum conductor to mining equipment, electric shovels, drag lines, loaders, barges, tunneling machines, portable substations, portable junction boxes, or for joining lengths of high voltage cables.

ELECTRICAL TYPE TEST RESULTS

- 1 minute dry withstand AC: 50 kV.
- 5 minutes dry withstand AC: 36 kV.
- 5 hours dry withstand AC: 31 kV.
- 15 minutes dry withstand DC: 75 kV.
- Basic impulse level (BIL) : 110 kV crest : 10 pos and 10 neg.
- Partial discharge (Corona) Voltage: 15.6kV (< 3pC).
- Thermal short-circuit test: 20kA @ 1seconds.

MODEL N° SELECTION GUIDE



DESCRIPTION	PART NUMBER
(A) 15kV Half Coupler Male	PM1580-XY* XY: Cable diameter max: 45, 50, 55, 60, 65, 70, 75, 80, 85, 88, 90, 95, 100 mm *Cable with armor add suffix "E" *Cable with control conductors add suffix "C"
(B) 15kV Adaptor Gear Mount	MA1580
(C) 15kV Cast Protection Cover	PMCP15
(D) 15kV Phase Connectors (3 required per join)	PM1580-2H
(E) 15kV Earth Pilot Connector (1 required per join)	PMCEP15
(F) 15kV Insulated End Cover	PMCI15

STOCK SELECTION GUIDE

15kV Gear Mount Flange
Part N°: PMASBM15



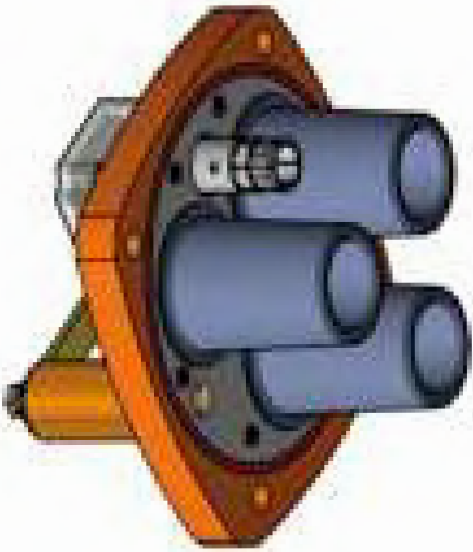
Circlips



15kV Crimp Contact Selection	
Size	Part N°
1/0 AWG	PMCC1015
2/0 AWG	PMCC2015
3/0 AWG	PMCC3015
4/0 AWG	PMCC4015
250 MCM	PMCC25015
300 MCM	PMCC30015
350 MCM	PMCC35015
400 MCM	PMCC40015
450 MCM	PMCC45015
500 MCM	PMCC50015
50mm ²	PMCC5015
70mm ²	PMCC7015
95mm ²	PMCC9515
120mm ²	PMCC12015
150mm ²	PMCC15015
185mm ²	PMCC18515
240mm ²	PMCC24015
300mm ²	PMCC300115

Size Cable Gland	
Cable OD	Part N°
45mm	PMGH45
50mm	PMGH50
55mm	PMGH55
60mm	PMGH60
65mm	PMGH65
70mm	PMGH70
75mm	PMGH75
80mm	PMGH80
85mm	PMGH85
88mm	PMGH88
90mm	PMGH90
95mm	PMGH95
100mm	PMGH100

ACCESORIES



15kV Insulated End Cover
Part N°: PMCIE15

15kV Termination kit Large	
Part N° 2804K	
Cable insulation O.D Range:	
23.9mm to 46mm	
03 EA	ColdTerm Terminations
01 EA	Silicone Rubber Tape
01 EA	Semi-Conducting Shielding Tape
01 EA	PVC Premium Tape
03 EA	Mastic strips
03 EA	Ground Assemblies
03 EA	Solvent Packs

15kV Termination kit Small	
Part N° 2803	
Cable insulation O.D Range:	
16.2mm to 28.4mm	
03 EA	ColdTerm Terminations
01 EA	Silicone Rubber Tape
01 EA	Semi-Conducting Shielding Tape
01 EA	PVC Premium Tape
03 EA	Mastic strips
03 EA	Ground Assemblies
03 EA	Solvent Packs

COMPOUND	
Size	Part N°
High Gel 521mL	8882-500C (7 per Coupler)
High Gel 1929mL	8882-1900C (2 per Coupler)
Two-part 8L	CGBUR2AH8002 (For 2 Coupler)

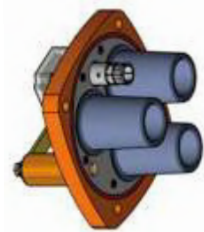
TECHNICAL GUIDE



FEATURES	
Model N°	PM1580-XY
Description	15kV Half Coupler Male
Rating	15kV 800A
Material /Mass	Aluminium / 16-18kg
Lenght	610-716mm
Volume	4 Litres



FEATURES	
Model N°	MA-1580
Description	15kV Adaptor Gear Mount
Rating	15kV 800A
Material /Mass	Aluminium / 16-18kg
Lenght	390mm
Volume	4 Litres



FEATURES	
Model N°	PMCIE15
Description	15kV Cast Cover Protection
Rating	15kV 800A
Material /Mass	Aluminium / 5kg

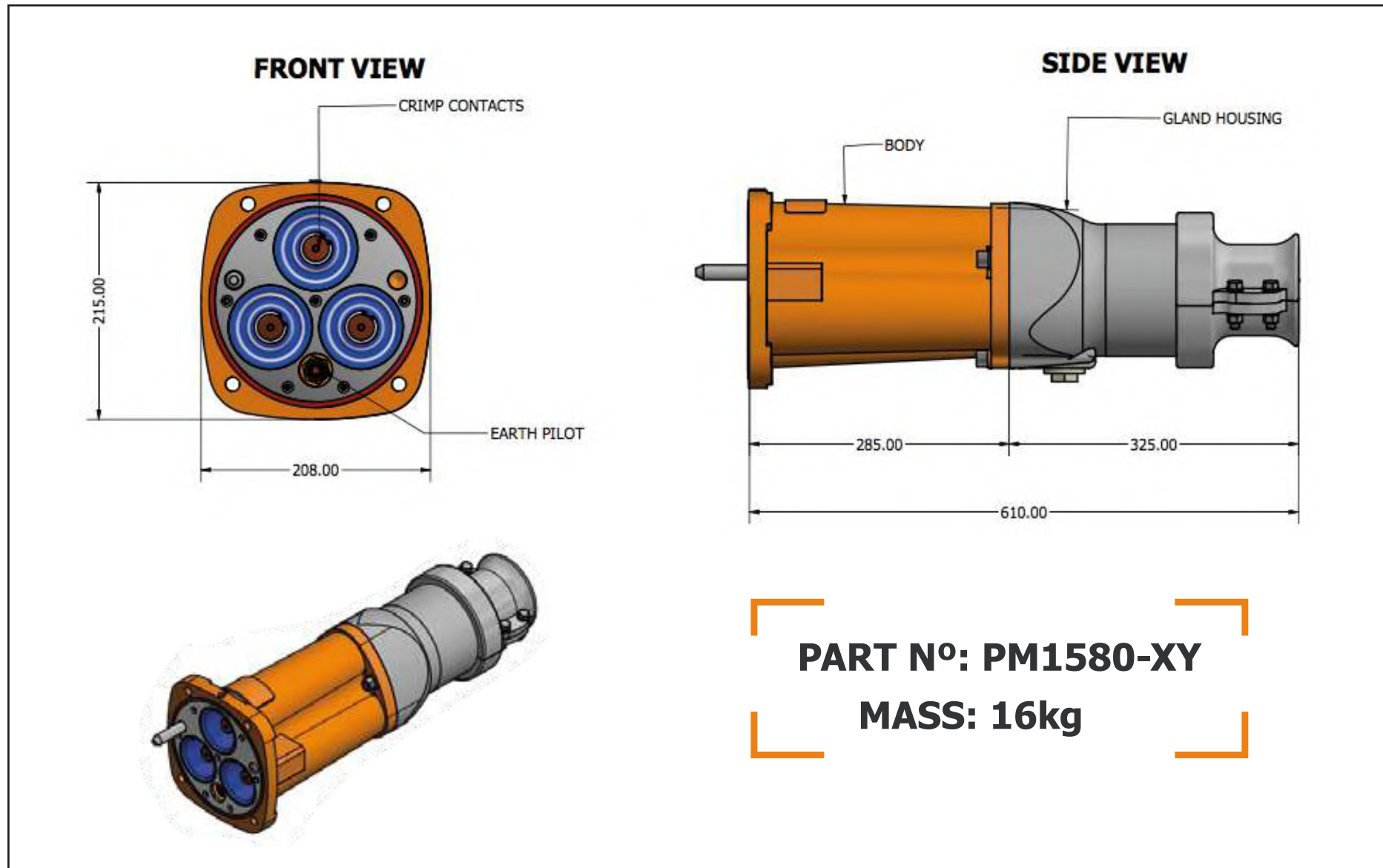


FEATURES	
Model N°	PMCIE15
Description	15kV Cast Cover Protection
Rating	15kV 800A
Material /Mass	Aluminium / 3kg

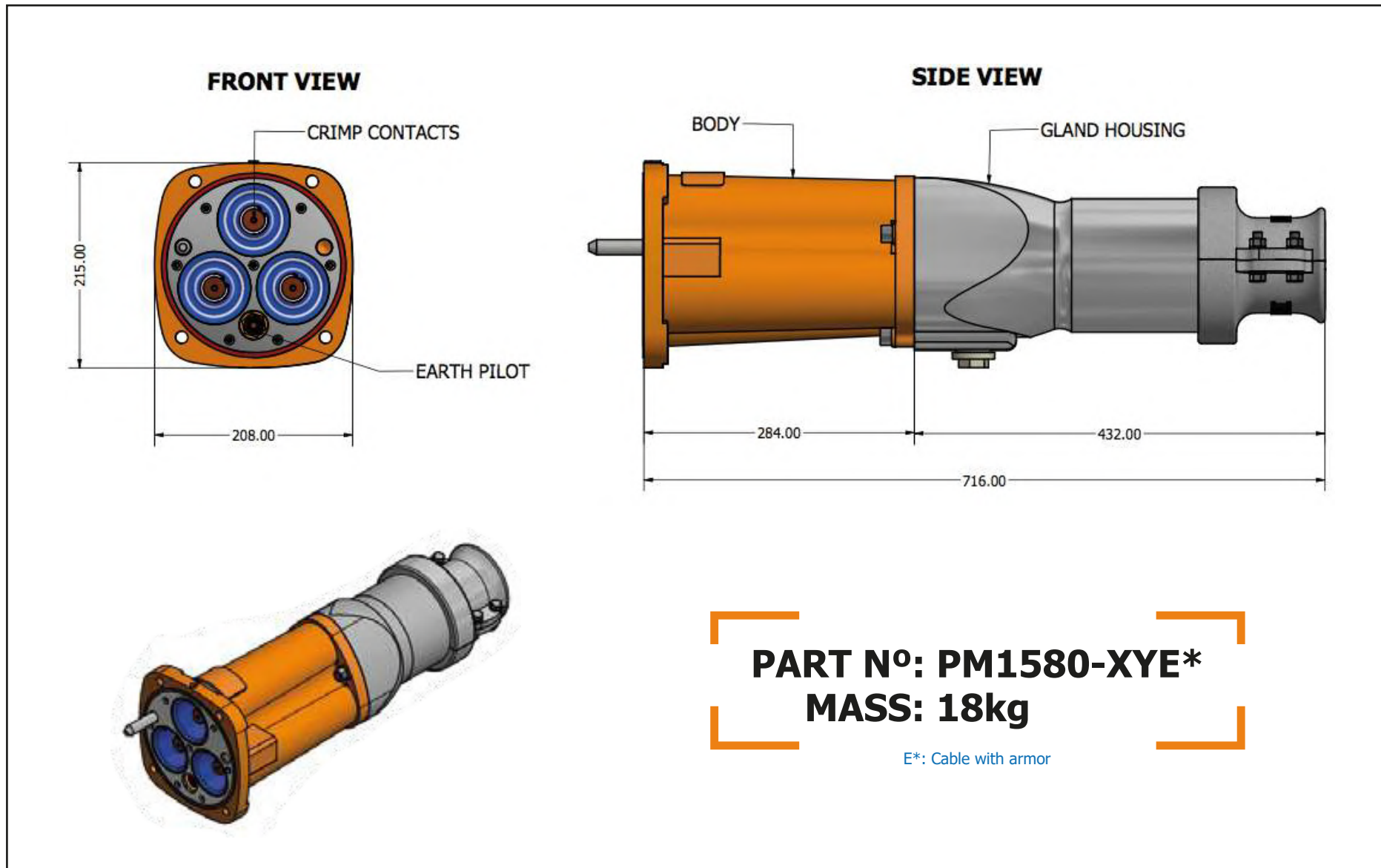


FEATURES	
Model N°	PM1580-2H & PMCEP15
Description	15kV Phase connectors & Earth Pilot Connector
Rating	15kV 800A

DRAWINGS

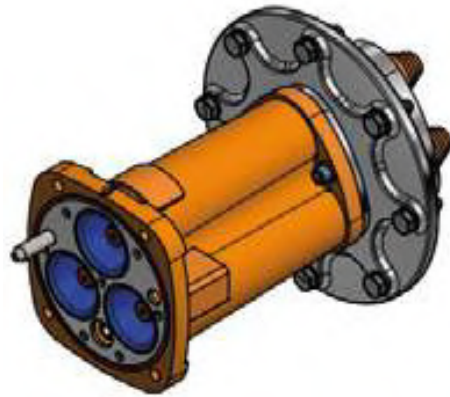
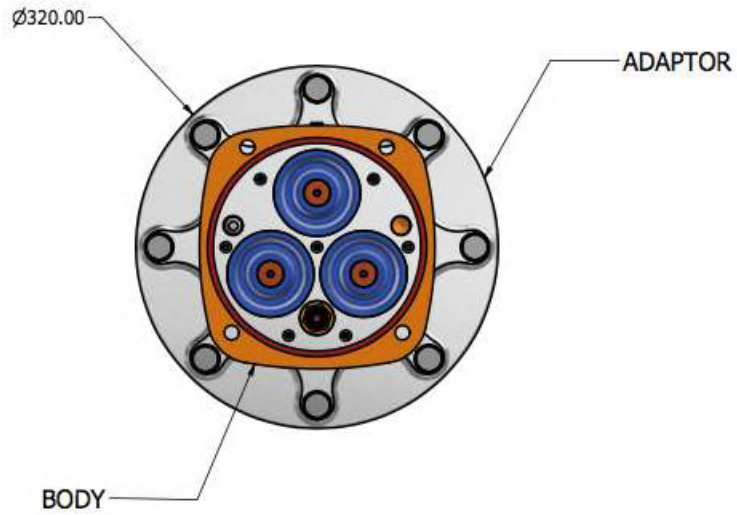


DRAWINGS

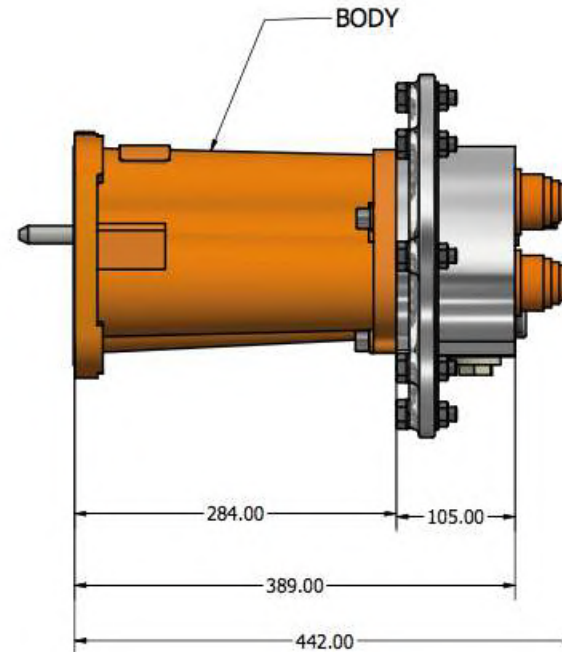


DRAWINGS

FRONT VIEW



SIDE VIEW

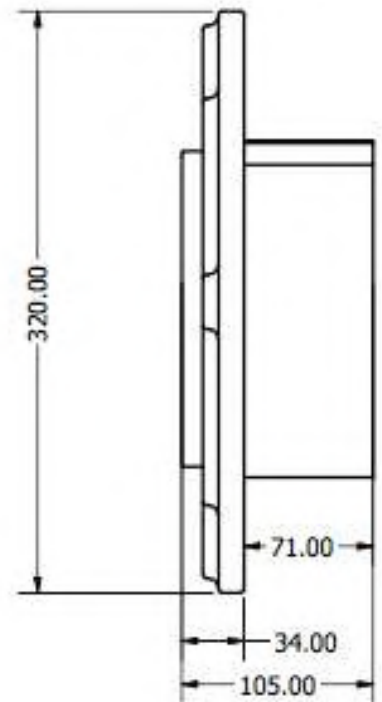
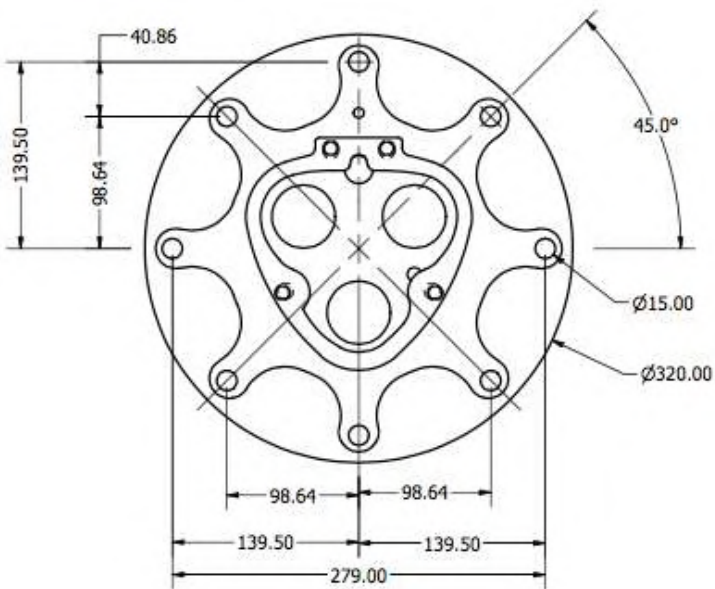
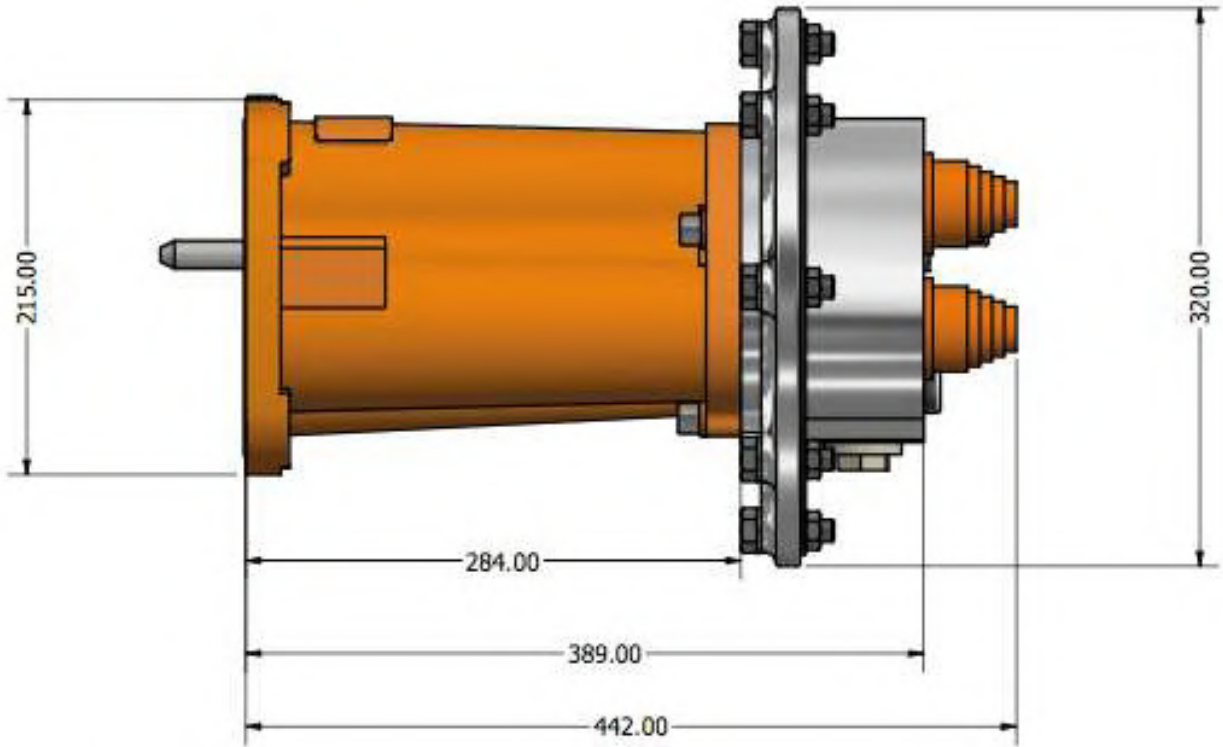


PART N°: MA1580

MASS: 16kg

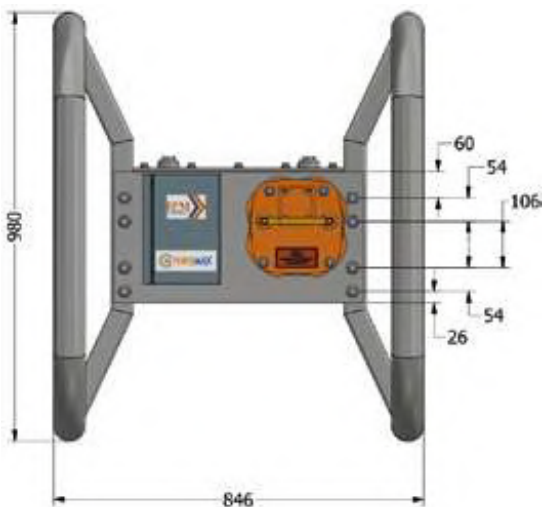
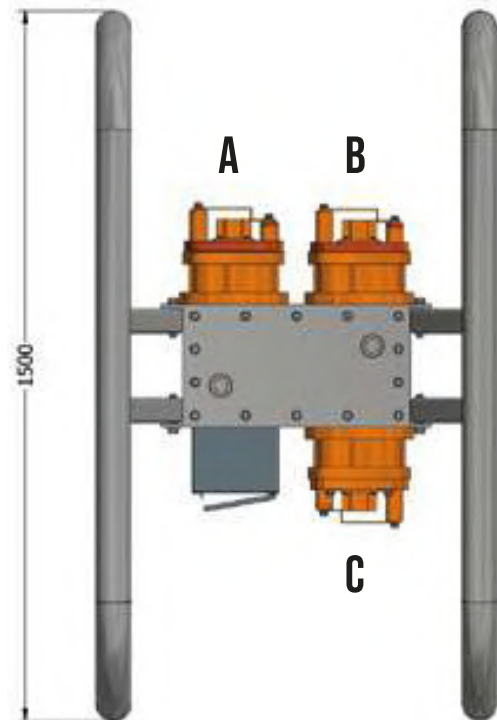

SECTION 2 : 15KV 800A MOUNTING FLANGES AND SPLITTERS

ADAPTOR GEAR MOUNT FLANGE ASSEMBLY



SPLITTER $\sqrt{2}$ X 3WAY

TECHNICAL DATA	
Model N°	PMSB3W15
Description	15kV SPLITTER BOX 3 WAY
Rating	15kV 800A
Material	Adapters: Aluminium Box and Skid: Corrosion Resistant steel galvanized
Mass	Box: 100 kg Total (Box with skid): 170 kg
Dimensions	980x846x1500mm

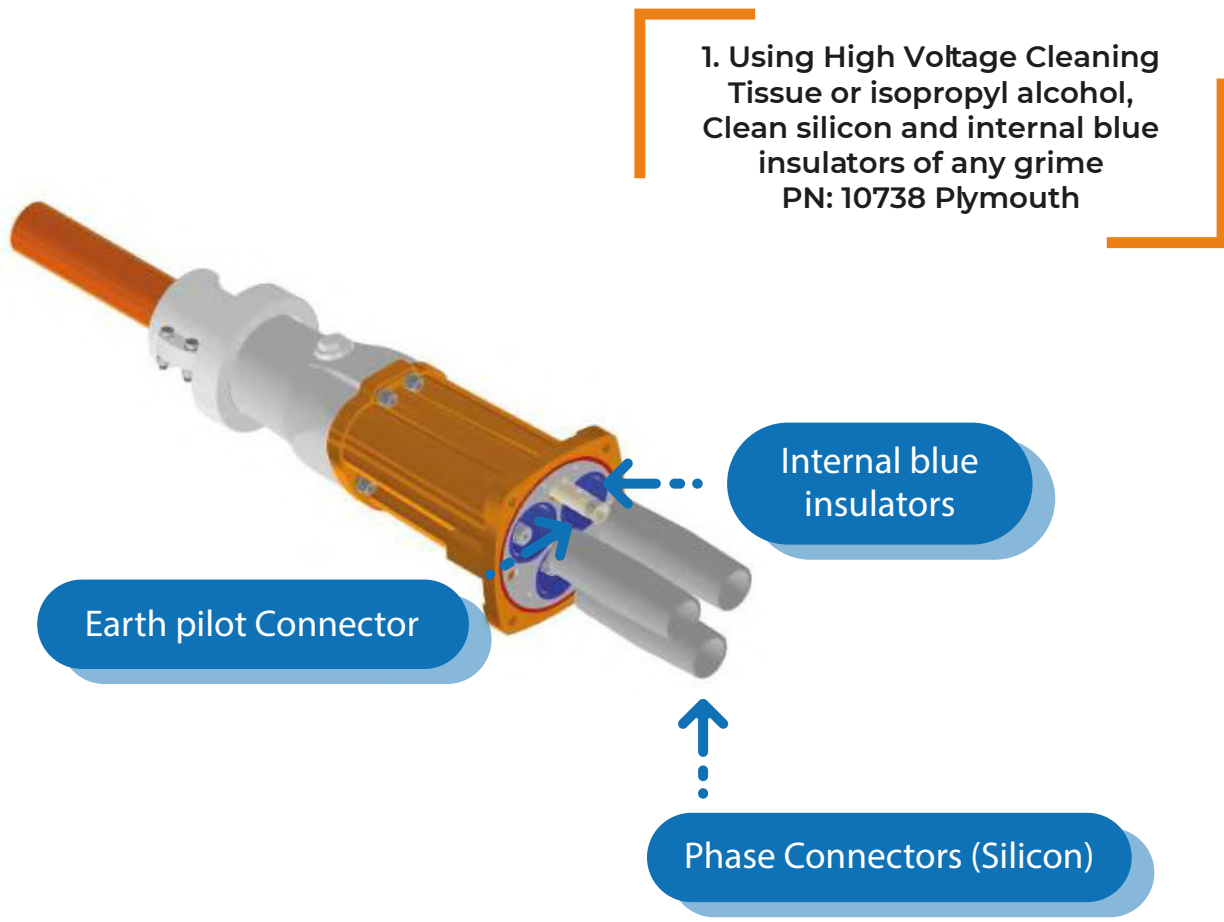


A, B and C: Adapters with 15kV Insulated cover end.01 input and 02 outputs
D: Stainless Steel Fuse Panel with 3 fuse holder

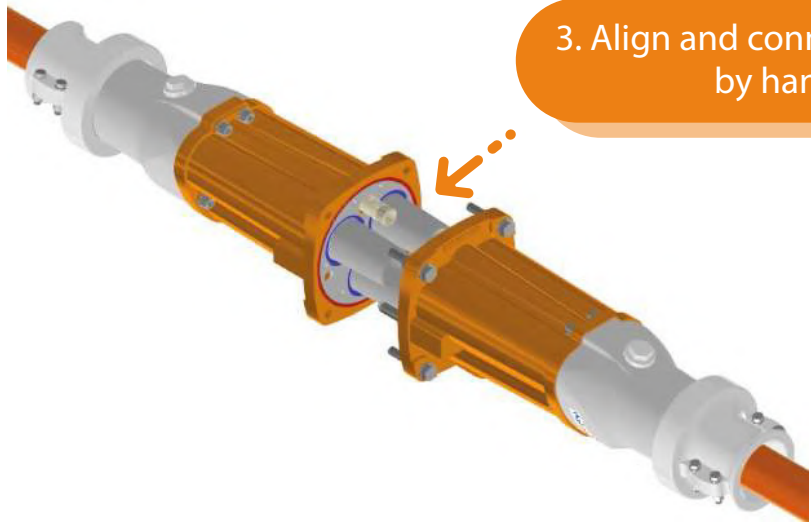
SECTION 3 : OPERATIONAL AND MAINTENANCE INSTRUCTIONS

INSERTING CONNECTORS AND COUPLING OPERATIONS

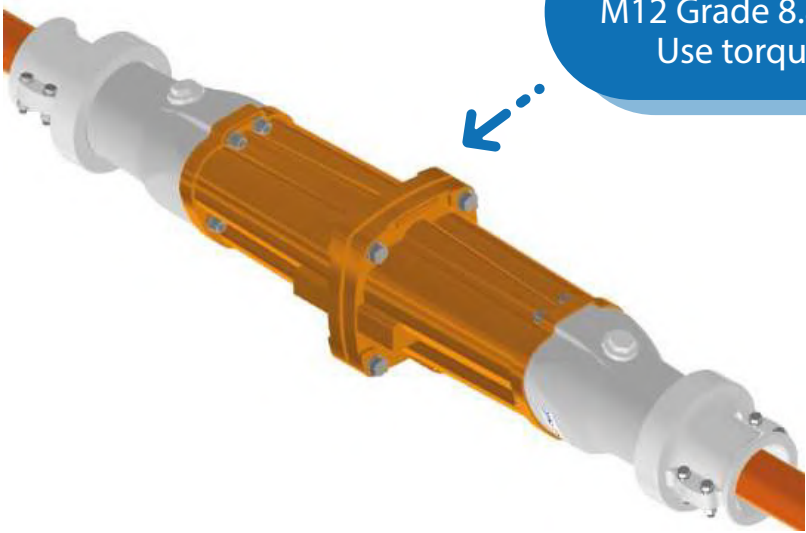
Important: The electrician must mandatory wear new and clean nitrile gloves



INSERTING CONNECTORS AND COUPLING OPERATIONS



3. Align and connect coupler by hand



4. Bolt Together
M12 Grade 8.8 with 95N-m
Use torque wrench

Important: Mandatory use torque wrench







 Av. Providencia 1208, Piso 2, Providencia, Santiago.

 +56 966 011 605


 +56 923 778 010




 Calle Salaverry 352 - San Luis - Lima

 +51 997573038 / +56 9 6601 1605



 Cra 25#48 A-14 Bogotá

 (+57) 317 666 7878

 VENTAS@POWERMAXLATAM.COM

 WWW.POWERMAXLATAM.COM